

Eye Tech News

A publication of the Detroit Institute of Ophthalmology

VOLUME 17, ISSUE 4

DECEMBER 2003

Your Efforts are Worth It!

Ophthalmic Technology Program

In October 2002 the Ophthalmic Technology program at DIO went on Inactive Status. This article will explain what that change means.

The Ophthalmic Technology Program has matriculated its final 2 students. Currently, the Technology program is not admitting new candidates.

In 1978 the Ophthalmic Technology Program utilized a residency training model, requiring a full time commitment of all candidates.

From 1987 to 1995 educational grants were available to DIO as a proprietary school. Changes in federal policy forced our accrediting agency to withdraw participation in the program. Publicly-sponsored training programs were not affected. DIO, a private proprietary school, lost out. Students in need of financial aid chose those schools that offered it.

Ophthalmic Assistant Program

The DIO's part-time training for ophthalmic assistants started in 1987. The Ophthalmic Assistant Program provides didactic and laboratory exposure to entry-level skills without the requirement of a clinical practicum. It is ideal for the person who is sponsored by an ophthalmologist and has on-the-job experience to support the theory learned at school.

WHAT THIS MEANS IS THAT ALL OPHTHALMIC ASSISTANT DIO GRADUATES REQUIRE ON-THE-JOB TRAINING TO COMPLETE THEIR EDUCATION. NONE OF THESE GRADUATES GAIN CLINICAL EXPERIENCE THROUGH DIO.

This is a huge change from what the community has experienced in the past. It may be causing some hiring confu-

sion since the Technology Program went Inactive.

Here's how YOU can help!

- The DIO continues to accept candidates without current ophthalmology employment. There is no other way to recruit new candidates into this career field in Michigan. That is, unless physicians do all the training on their own.
- Physicians are encouraged to sponsor a DIO student. Contact DIO if you are willing to have one student volunteer at your clinic during their school year.
- Clinics are encouraged to appoint one mentor who will supervise a student trainee for 1/2 day per week for a school term (15 weeks).
- Call DIO to support this worthwhile effort!

INSIDE THIS ISSUE:

MOPS Membership	2
Entrance Exam	2
Winter Courses	3
Classified Ads	4
Registration Form	5
Refund Policy	6

SPECIAL POINTS OF INTEREST:

- *Help DIO help this career field! See article this page.*
- *Join MOPS before 1/31/04*
- *Ophthalmic Assistant Program classes resume on January 13*
- *COT Preparation classes start on January 28*

MOPS Membership Drive

The Michigan Ophthalmic Personnel Society has announced its membership drive for 2004. Application deadline is January 31, 2004. MOPS membership must be renewed annually by paying the individual rate of only \$45.00. Submit an application form by downloading one from the MOPS website at www.eyemops.org, or by contacting Ginny Lazarski, COT at (313) 389-5260, or email her at tlazarski@aol.com. The MOPS president, Carole Pollack-Rundle, COMT may also be contacted at (734) 936-9805, or by email at cjrundle@med.umich.edu

MOPS membership is voluntary and does not renew automatically. Non-members may attend MOPS meetings, but pay \$45.00 per meeting vs. \$45.00 for up to 4 meetings per year - and that's worth at least 3 JCAHPO-

approved CEC's per meeting (12 per year). You can't get credits any cheaper. Upcoming events include:

- Bonus MOPS meeting at Crystal Mountain in February - a joint meeting with the Michigan Ophthalmology Society (MOS)
- Tech Bowl (Livonia) in March
- Leader Dogs (Rochester) in May
- Joint meeting with MOS at Grand Traverse Lodge in Traverse City next August
- Henry Ford Community College (Dearborn) next fall.

There were 100 attendees at the Frankenmuth meeting in September '03, and 88 attendees at Henry Ford Community College in October '03. Membership by March '03 was 253.

The MOPS Officers '03 are:

PRESIDENT-Carol Pollack-Rundle, COMT (734)936-9805
cjrundle@med.umich.edu
6980 Warner, Saline, MI 48176-9581

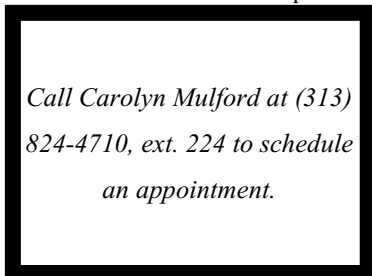
VICE-PRESIDENT-Marilyn Harris, COA (734)692-4670
harris.b@comcast.net

SECRETARY-Ginny Lazarski, COT (313)386-7679 TLAZARSKI@aol.com
15047 White Ave., Allen Park, MI 48101-2140

TREASURER-Lorraine Magdowski (313)295-4591 eyemops1@yahoo.com
8392 Ziegler, Taylor, MI 4818

Entrance Exam Required

The Health Occupations Basic Entrance Test (HOBET) is required for admission to many allied health programs across the country. Most state education departments mandate that a school prove an



applicant's "ability to benefit" from their training program. Passing scores on the HOBET are one indication that an individual has the background to handle the reading assignments and mathematical computations required of the profession. The HOBET also identifies how an individual approaches study in general, and identifies which learning approach is most effective for that individual. The diagnostic report generated by the HOBET can alert DIO to an individual's special needs so that assistance can be given before the student experiences problems that may tarnish one's academic

record. Since the DIO is not on a college campus, we usually recommend contacting learning centers on a community college campus near the student's home for math or reading comprehension assistance.

Appointments to take the HOBET may be scheduled between 9:00 AM and 2:00 PM with Carolyn Mulford. Allow 2 1/2 hours to take the test when you arrive. A study guide is also available for \$29.15 (tax incl.). Prepare now!!

So, What's On the HOBET?


The HOBET "passing" score is based on a measure of reading comprehension and math skills.

Reading comprehension skills are evaluated at the inferential level of understanding. This means you will be asked to draw conclusions from facts and statements within a paragraph. You will also be asked to predict outcomes. If your reading comprehension score is below average, you will be given a reading level designation of Frustration. This means that even with the benefit of lectures, you would experience more than average

difficulty in critically reading college level material. There are average and above average scores as well.

The math section will begin with addition, subtraction, multiplication, and division of whole numbers. It will then require you to do the same for common fractions, decimals, percentages, and basic algebra. You will need to know how to calculate problems with positive and negative integers.

The learning style section is not used to calculate a "pass/fail" score, but helps identify your best study approaches.



Get on board and join an exciting career in eye care!

OTP 101: Ophthalmic Assistant Theory II, Jan 13 - Apr 27

CREDIT HOURS = 3

PREREQUISITE:

Admission to Ophthalmic Assistant Program. This class is part of an approved program for the Ophthalmic Assistant certification. Call DIO for complete program information and application.

in health care; optical calculations; OSHA standards and aseptic technique; basic examination skills; instruments in the ophthalmology clinic; and how to properly collect and record data in the medical record using common terms and abbreviations.

ogy, 4th Ed., Triad Publishing Co, 2001.

- Cassin, *Fundamentals for Ophthalmic Technical Personnel*, W.B.

DESCRIPTION:

• This is the first course in the Ophthalmic Assistant Program sequence. The course will emphasize career opportunities for ophthalmic medical personnel; basic ocular anatomy and physiology; written and oral communication systems

TEXTBOOKS

- Students should budget approximately \$150.00 for books. They include
- Bittinger, *General Medical Knowledge for Eye care Paraprofessionals*, Slack, Inc, 1999.
- Cassin, *Dictionary of Eye Terminol-*



Learn how to document test data in OTP 102!

OTP 102: Ophthalmic Assistant Skills, Jan 15 - Apr 29

CREDIT HOURS = 3

PREREQUISITE:

Admission to Ophthalmic Assistant Program. This class is part of an approved program for the Ophthalmic Assistant certification. Call DIO for complete program information and application. Restricted to 10 students.

DESCRIPTION:

Through laboratory demonstration and practice students will be introduced to those skills that must be mastered through clinical practicum or on-the-job experience. The aim of this 14-week session is to familiarize entry-level students with a protocol for using ophthalmic equipment. The course grade is based on attendance, weekly written quizzes, a mid-term, and a final examination.

SKILLS COVERED

- *Visual acuity measurement, Manual Lensometry, Biomicroscopy, Applanation Tonometry, Manual Keratometry, Perimetry, Ocular Motility, Retinoscopy, Refractometry*

TEXTBOOKS:

- Ledford's *Handbook of Clinical Ophthalmology for Eyecare Professionals* and *The Little Eye Book*

Intensive Training Seminars: COT Preparation

PREREQUISITES:

Currently certified as a COA and working under ophthalmological supervision as a COA.

gram is currently inactive. In order to assist local COA's in furthering their skills, the DIO will offer a series of monthly lectures on topics relevant to the JCAHPO certification examination for COT's. This series will be submitted to JCAHPO for continuing education credit approval of 2 credits per lecture. Up to 18 credits may be approved, which is the required amount necessary to apply for the COT examination. Cost = \$50.00 per lecture or \$200.00 for the entire series. A text will be recommended.

DESCRIPTION:

According to the JCAHPO/ATPO President's Report 2002, 68% of all certified personnel are at the COA level. That number drops to 28% for COT and a mere 4% for COMT credentials. That's out of a total 14,424 certified personnel.

The DIO's Technician/Technologist pro-

WINTER SCHEDULE

Wednesday evenings, 6:30-8:30 PM

- 306: Ocular Motility, Jan 28th
- 307: Contact Lenses, Feb. 25th
- 308: Ocular Pharmacology, Mar 24th
- 309: Ophthalmic Photography, Apr 28th

Classified Advertising

HENRY FORD EYE CARE SERVICES

The largest ophthalmology practice in Michigan, is recruiting Certified Ophthalmic Technicians and/or Assistants for full and part-time positions at Henry Ford Hospital and several suburban locations.

Henry Ford Eye Care Services provides state-of-the-art care to more than 55,000 people annually and offers a full spectrum of specialty services at 11 locations throughout southeast Michigan.

Employees of Henry Ford Eye Care Services enjoy excellent benefits, including competitive salaries, generous vacation bank (CTO time), continuing education, tuition reimbursement, tax shelter annuity program (403B), retirement savings, pension plan, employee recognition program and opportunities for career advancement. One year experience preferred. Please send resumes to:

Daniel Badgley, Administrative Manager
Henry Ford Eye Care Services
1 Ford Place, 5A
Detroit, MI 48202
Or fax to: (313) 874-1889



Ophthalmic Techs needed for various positions, full or part time in Metro Detroit area. Must have COT or COA experience. Call 800-783-9530 or fax resume 248-651-2748.

Full Time Ophthalmic Tech or Assistant for refraction, A-scans in general/cataract practice. Two offices - one in Bingham Farms (13 & Telegraph) and one in Canton. Contact Kay McCaw 248-433-3399.

KRESGE EYE INSTITUTE

ATTENTION: OPHTHALMIC TECHNICIANS, OPHTHALMIC ASSISTANTS, AND PATIENT CARE ASSISTANTS

Full and part time positions are available at the Kresge Eye Institute. Duties include assisting in all phases of practice. Great learning and advancement opportunities. Positions offer competitive salary and excellent benefits. We want you to join our team and be a part of an outstanding organization leading in the field of ophthalmology and research. Students welcome to apply.

Please forward resume to:

Kresge Eye Institute
Director of Human Resources
4717 St. Antoine
Detroit, MI 48201
Or fax: 313-577-9585
Inquiries can be made at:
snemer@med.wayne.edu

A progressive ophthalmology practice that is growing and evolving is looking for technical support. Locations, hours, and responsibilities are variable. Great place to work with excellent pay and benefits. Call 248-352-2806. Ask for Heather.

Certified Technicians and Technologists with teaching and/or supervisory experience are needed part-time at DIO as co-instructors for skills course one evening per week. Must be capable of instructing manual lensometry, perimetry, refractometry, retinoscopy, tonometry, motility, and keratometry. Fax your resume to Judi Dara at (313) 822-4233, or email to jdara@mycomcast.com

Certified Ophthalmic Assistant /Technician needed for very progressive Port Huron practice. Seeking someone very personable and positive. Refractive experience a plus (+). Medical insurance and continuing education benefits. Full time position / Flex Time considerations. Interested applicants can send resume by fax: 810-985-9244.

Mail:

PHO
1033 River Street
Port Huron, MI 48060

Email: bjpho@tir.com



Ophthalmology Technician

Experienced Ophthalmology Technician/Assistant for full-time temporary position at the John D. Dingell VA Medical Center, Detroit. Must have 1-year experience with refractometry, applanation and history taking skills. Contact Fonda D. Brown at (313) 576-3539 or fax to (313) 576-1150.

Equal Opportunity Employer

Wanted Part Time OR Full Time Ophthalmic Assist/Tech

For an ophthalmology office in Madison Hgts., St. John Professional Bldg. Competitive salary, benefits, pleasant working conditions.

Please call

Karen 248-547-6656 or

Fax your resume to 248-547-5407.

Class Schedules

Ophthalmic Assistant Program Courses

- Registration for these courses requires admission to the program.
- No tuition discount for these classes.

OTP 101: Ophthalmic Assistant Theory II

Starts January 13, 2004
 Tuesdays, 6:15 - 9:15 PM
 \$300.00

OTP 102: Ophthalmic Assistant Skills

Starts January 15, 2004
 Thursdays, 6:00 - 10:00 PM
 \$300.00

EARLY REGISTRATION DISCOUNT

Take 15% off your tuition if you fax or post-mark your registration form by the deadline for our Intensive Training Seminars. Refer to the class schedule.



Intensive Training Seminars COT Preparation

Meets once per month on
 Wednesdays, 6:30 - 8:30 PM

- Refer to these course numbers on the registration form.
- 15% Tuition Discount Applies for these classes if you register by the deadline - that's \$ 42.50 per class!

306: Ocular Motility, Jan 28th @ \$50.00
 (deadline Jan 9th, 2004)

307: Contact Lenses, Feb. 25th @ \$50.00
 (deadline Feb 13th, 2004)

308: Ocular Pharmacology, Mar 24th @ \$50.00
 (deadline Mar 12th, 2004)

309: Ophthalmic Photography, Apr 28th @ \$50.00
 (deadline Apr 9th, 2004)

Write in your course selections here. Fax to (313) 822-4233

Courses Number & Title:	Dates	Price
Totals: Add price for each course here.	Tuition =	
Calculate your discount here @ 15% if you meet the deadline criteria below.	- Discount =	
The registration fee is non-refundable.	+ Registration	\$25.00
Total amount and indicate payment method.	Total Due =	

First Name _____ Last _____

Street Address _____

City _____ State _____ Zip Code _____

Phone (work) _____ (home) _____

Method of Payment

- Visa MasterCard Bill Me (\$20.00 deferred fee added)
 Discover Check made out to D.I.O.

Credit Card # _____ Exp. date _____

Signature _____


Cardholder's Name _____

Cardholder's Billing Address _____

City/State/Zip _____

Telephone _____

- Pett's Instrumentation for Eyecare



Detroit Institute of Ophthalmology

15415 East Jefferson Avenue
 Grosse Pointe Park, Michigan 48230
 (313) 824-4710, extension 223
 Email: djpresnell@mycomcast.com

Deanna Presnell, M.Ed., COMT®
Program Director



ADDRESS SERVICE REQUESTED

Non-Profit Org.
 U.S. Postage
PAID
 Permit # 303
 Detroit, Michigan

Refund Policy

**REGISTER ON
 PAGE 6**

1. Receive a discount on tuition by registering early. Look up deadlines to see if you qualify.
2. The registration fee of \$25 is non-refundable.
3. Classes dropped 5 days prior to the class meeting date will result in 100% refund of tuition. Notification must be submitted in writing by mail or fax to (313) 822-4233.
4. There are no refunds for NO SHOWS.
5. The DIO reserves the right to cancel classes due to low enrollment. Tuition for cancelled classes is 100% refundable.
6. Payments should be made by check, money order, Visa, MasterCard, and Discover.

Fax: (313) 822-4233

Moving?

Want to continue receiving Eye Tech News?
 Send us your address correction or email us
 at djpresnell@mycomcast.com



Mail to: DIO Education Department
 15415 E. Jefferson Avenue,
 Grosse Pointe Park, MI 48230

I'd like to continue receiving ETN

NAME _____

ADDRESS _____
